

# BL'NDSPACE<sup>®</sup>

— FOR —

## window *modes*



**Effective Date**  
**February 1, 2025**

---

# TABLE OF CONTENTS

<a href="#"><u>TrackTrim Table of Contents.....</u></a>	<a href="#"><u>2</u></a>
<a href="#"><u>S - Series Pocket Table of Contents.....</u></a>	<a href="#"><u>16</u></a>
<a href="#"><u>C - Series Pocket .....</u></a>	<a href="#"><u>28</u></a>

# TRACKTRIM®



## DESIGNED TO DISAPPEAR

Tracktrim® by Blindspace is a perfect fit solution to recess manual and electric drapery tracks. The track and end set are installed flush with the ceiling during construction to form a cavity matching the drapery system and can be painted to match the ceiling. Standard curved sections are available to fit corners, curved walls, bay windows and other applications. When drapery tracks are installed, the result is a minimalist design where drapery tracks fully blend in, flush with the ceiling.



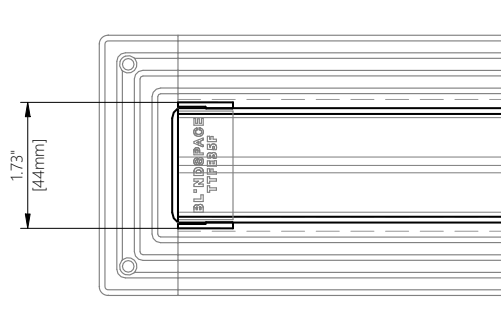
**BL'NDSPACE®**  
— FOR —  
**window***modes*

## TRACKTRIM TABLE OF CONTENTS

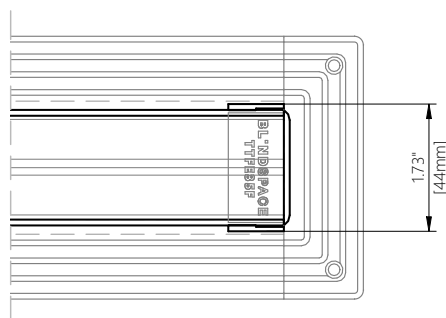
<a href="#">Manual TrackTrim .....</a>	<a href="#">4 - 5</a>
<a href="#">Somfy TrackTrim .....</a>	<a href="#">6 - 7</a>
<a href="#">Lutron TrackTrim .....</a>	<a href="#">8 - 9</a>
<a href="#">Crestron TrackTrim .....</a>	<a href="#">10 - 11</a>
<a href="#">R300 and R480 Curve .....</a>	<a href="#">12</a>
<a href="#">R508 Curve .....</a>	<a href="#">13</a>

# TrackTrim® for Manual Tracks

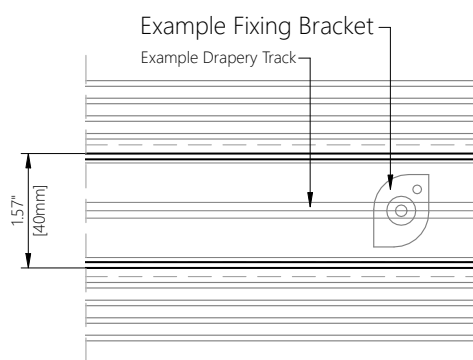
## FLAT END TTFE35F









## FLAT END TTFE35F



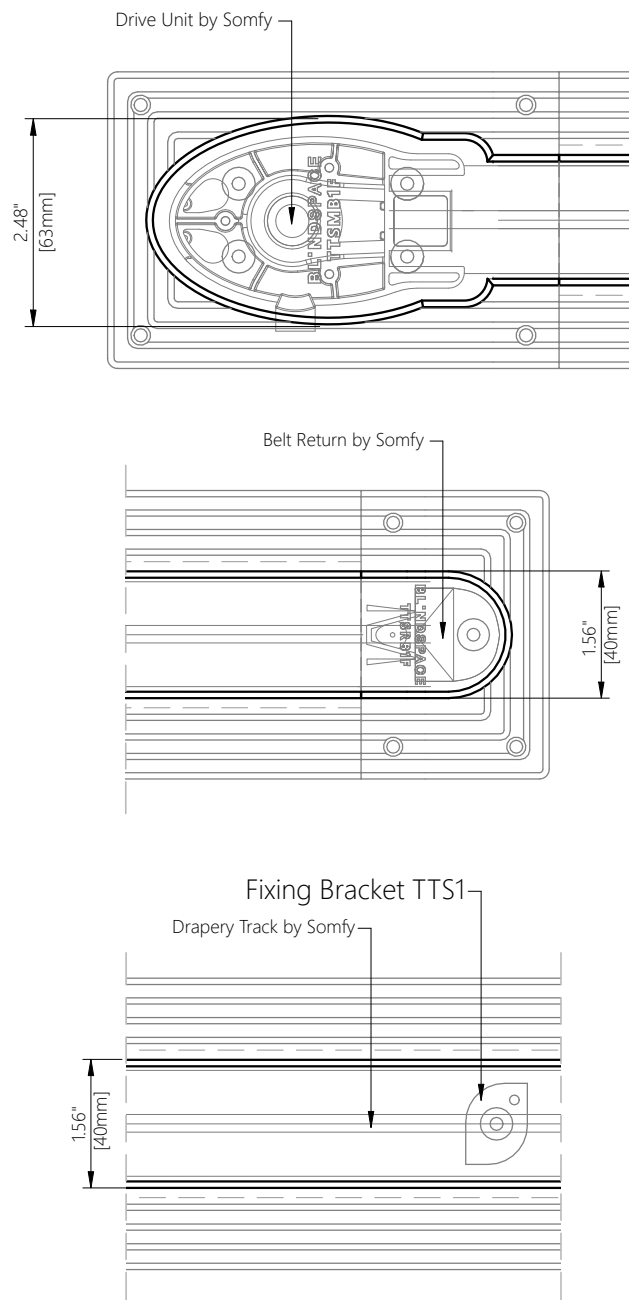
## TRACK PROFILE TT1F/TT2F




Product	Blindspace TrackTrim
Description	Recessed profiles to house drapery tracks.
Drapery size	Please see size chart and supplier details for drapery such as max. length and weight.
Finishes	White to be plastered in and decorated at site to match ceiling.
Material	Track EN 6063 T6, End set PLA Thermoplastic Polyester
Optional accessories	Curve Sections for bent tracks Long Splice Pins for joining
Track length	6'-74" [2000mm] Cut to size for shorter lengths. Spliced together for longer lengths.
Installation	Please refer to Sample Installation Drawings available both in PDF and DWG at <a href="http://blindspace.com">blindspace.com</a> Tracks to be fixed with countersunk screws every 7.87" [200mm] through back (and both flanges when available) into appropriate backing. Scrim tape to be used on flanges. Finished plaster level to be flush with chamfered edge. Allow 0.12" [3mm] recess space for ease of installation, shown in dash line around tracks

Description	SKU	Unit of Measure	List Price	
TrackTrim with Screw Channel	TT1F-EA	1 Full Length 78"	\$247.14	
	TT1F-PK	8 Full Lengths 78" each	\$1,977.12	
Manual - Flat End w/Flange	TTFE35F	Piece	\$22.48	
Manual - Flat End w/o Flange	TTFE35E	Piece	\$34.03	
Long splice pin to align pockets and TrackTrim tracks	SPLI1-EA	Piece	\$8.37	
	SPLI1-PK	Per Pack 12 pieces	\$100.44	
Short Splice Pin to align Curves for TrackTrim	SPLI2-EA	Piece	\$10.08	
	SPLI2-EA	Per Pack 10 pieces	100.80	
Drapery Track Rail Protector	CTP-EA	Pieces	\$16.41	

# TrackTrim® for SOMFY Systems

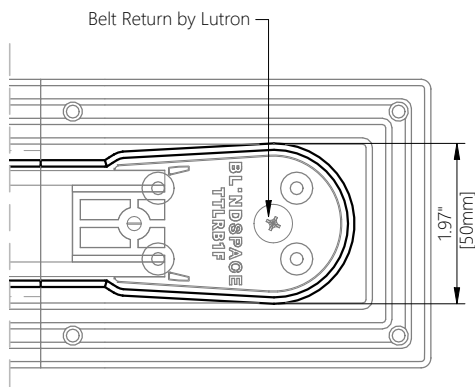
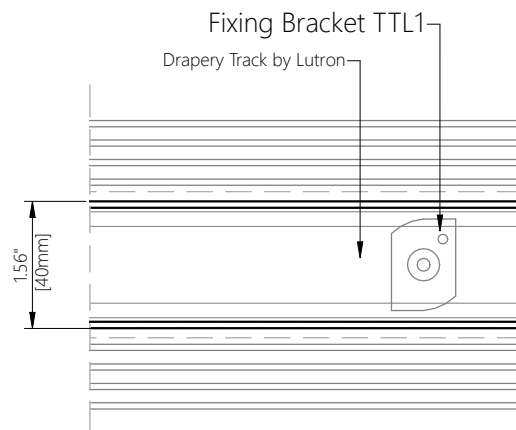
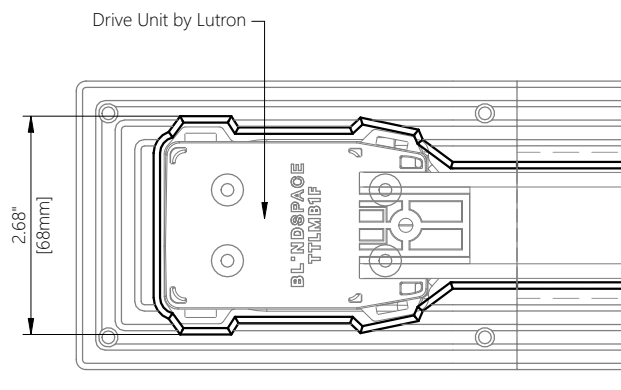


Drapery size	Please see size chart and supplier details for drapery such as max. length and weight.
Finishes	White to be plastered in and decorated at site to match ceiling.
Material	Track EN 6063 T6, End set PLA Thermoplastic Polyester
Optional accessories	Curve Sections for bent tracks Long Splice Pins for joining
Track length	6'-74" [2000mm] Cut to size for shorter lengths. Spliced together for longer lengths.
Installation	Please refer to Sample Installation Drawings available both in PDF and DWG at <a href="http://blindspace.com">blindspace.com</a> Tracks to be fixed with countersunk screws every 7.87" [200mm] through back (and both flanges when available) into appropriate backing. Scrim tape to be used on flanges. Finished plaster level to be flush with chamfered edge. Allow 0.12" [3mm] recess space for ease of installation, shown in dash line around tracks
Print date	2023/06/27
Page size	ISO A3 420x297










Product Description	SKU	Unit of Measure	List Price	
TrackTrim with Screw Channel	TT1F-EA	1 Full Length 78"	\$247.14	
	TT1F-PK	8 Full Lengths 78" each	\$1,977.12	
Somfy - Motor Box with Flange	TTSMB1F-EA	Piece	\$99.13	
Somfy - Return Box with Flange	TTSRB1F-EA	Piece	\$63.75	
Somfy - Fixing Bracket For TrackTrim	TTS1-EA	Piece	\$8.05	
Recommended every 7" to 8"	TTS1-PK	Pack 10 pieces	\$80.50	
Long splice pin to align pockets and TrackTrim tracks	SPL1-EA	Piece	\$8.37	
	SPL1-PK	Pack 12 pieces	\$100.44	
Somfy - Curved Section 22.5 Degrees with 11.8 inch Radius	TTCR300-EA	Piece	\$83.31	
Short Splice Pins are included in packs	TTCR300-PK	Pack - 4 pieces Creates 90 degree	\$333.24	
Somfy - Motor Box For Inverted Install	TTSIMB1F-EA	Piece	\$99.13	
Somfy - Straight Return End Connector	TTSSRB1F-EA	Piece	\$120.46	
Somfy - One Piece Corner Section for Butt Jointed Return Ends  Not stocked - ships from overseas Expect longer lead times	TTSCRB1F-EA	Piece	\$120.46	
Drapery Track Rail Protector	CTP	Piece	\$16.41	



# TrackTrim® for LUTRON Systems

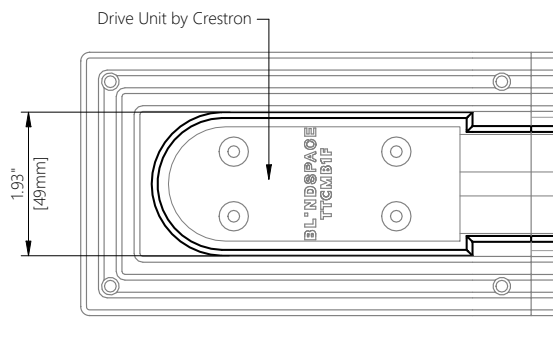


Drapery size	Please see size chart and supplier details for drapery such as max. length and weight.
Finishes	White to be plastered in and decorated at site to match ceiling.
Material	Track EN 6063 T6, End set PLA Thermoplastic Polyester
Optional accessories	Curve Sections for bent tracks Long Splice Pins for joining
Track length	6'-74" [2000mm] Cut to size for shorter lengths. Spliced together for longer lengths.
Installation	Please refer to Sample Installation Drawings available both in PDF and DWG at <a href="http://blindspace.com">blindspace.com</a> Tracks to be fixed with countersunk screws every 7.87" [200mm] through back (and both flanges when available) into appropriate backing. Scrim tape to be used on flanges. Finished plaster level to be flush with chamfered edge. Allow 0.12" [3mm] recess space for ease of installation, shown in dash line around tracks

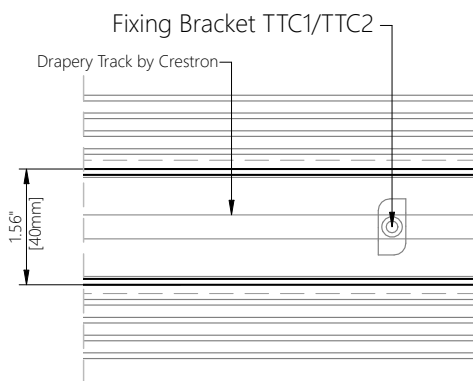
Product Description	SKU	Unit of Measure	List Price	
TrackTrim with Screw Channel	TT1F-EA	1 Full Length 78"	\$247.14	
	TT1F-PK	8 Full Lengths 78" each	\$1,977.12	
Lutron - Motor Box with Flange	TTLMB1F-EA	Piece	\$98.77	
Lutron - Return Box with Flange	TTLRB1F-EA	Piece	\$79.01	
Lutron - Fixing Bracket for TrackTrim Recommended every 7" to 8"	TTL1-EA	Piece	\$8.05	
	TTL1-PK	Pack 10 Pieces	\$80.50	
Long splice pin to align pockets and TrackTrim tracks	SPL11-EA	Piece	\$8.37	
	SPL11-PK	Pack 12 pieces	\$100.44	
Lutron - Curved Section 22.5 Degrees with 20 inch Radius  Short Splice Pins are included in packs	TTCR508-EA	Piece	\$124.77	
	TTCR508-PK	Pack - 4 pieces Creates 90 degree	\$499.08	
Lutron - Straight Return End Connector	TTLSRB1F-EA	Piece	\$149.33	
Lutron - One Piece Corner Section for Butt Jointed Return Ends  Not stocked - ships from overseas Expect longer lead times	TTLCRB1F-EA	Piece	\$149.33	
Drapery Track Rail Protector	CTP	Piece	\$16.41	

# TrackTrim<sup>®</sup> for CRESTRON Systems

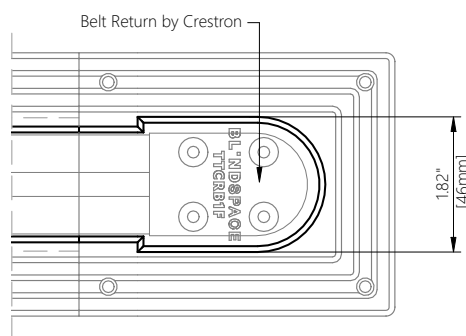
## MOTOR BOX TTCMB1F










## TRACK PROFILE TT1F/TT2F



## RETURN BOX TTCRB1F



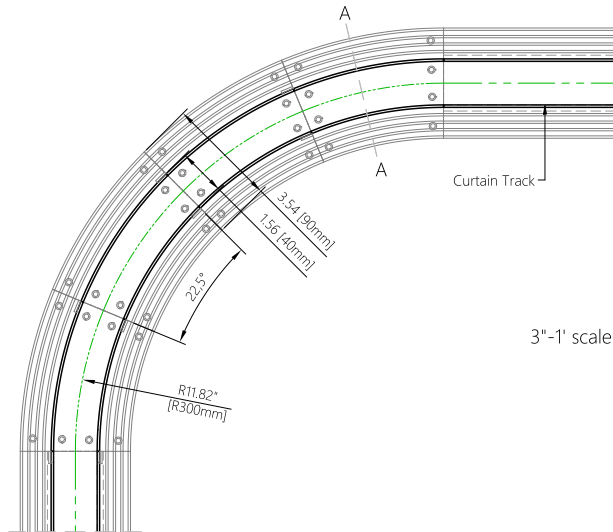
Product	Blindspace TrackTrim
Description	Recessed profiles to house drapery tracks.
Drapery size	Please see size chart and supplier details for drapery such as max. length and weight.
Finishes	White to be plastered in and decorated at site to match ceiling.
Material	Track EN 6063 T6, End set PLA Thermoplastic Polyester
Optional accessories	Curve Sections for bent tracks Long Splice Pins for joining
Track length	6'-74" [2000mm] Cut to size for shorter lengths. Spliced together for longer lengths.
Installation	Please refer to Sample Installation Drawings available both in PDF and DWG at <a href="http://blindspace.com">blindspace.com</a> Tracks to be fixed with countersunk screws every 7.87" [200mm] through back (and both flanges when available) into appropriate backing. Scrim tape to be used on flanges. Finished plaster level to be flush with chamfered edge. Allow 0.12" [3mm] recess space for ease of installation, shown in dash line around tracks

Product Description	Sku	Unit of Measure	List Price	
TrackTrim with Screw Channel	TT1F-EA	1 Full Length 78"	\$247.14	
	TT1F-PK	8 Full Lengths 78" each	\$1,977.12	
Crestron - Motor Box with Flange	TTCMB1F-EA	Piece	\$101.35	
Crestron - Return Box with Flange	TTCRB1F-EA	Piece	\$68.06	
Crestron - Fixing Bracket For TrackTrim  Recommended every 7" to 8"	TTC1-EA	Piece	\$7.35 each	
	TTC1-PK	Pack 10 pieces	\$73.50 per pack	
Long splice pin to align pockets and TrackTrim tracks	SPLI1-EA	Piece	\$8.37	
	SPLI1-PK	Pack 12 Pieces	\$100.44	
Crestron - Curved Section 22.5 Degrees with 19 inch Radius  Short Splice Pins are included in packs	TTCR480-EA	Piece	\$120.55 each	
	TTCR480-PK	Pack - 4 pieces Creates 90 degree	\$482.20 per pack	
Drapery Track Rail Protector	CTP	Piece	\$16.41	

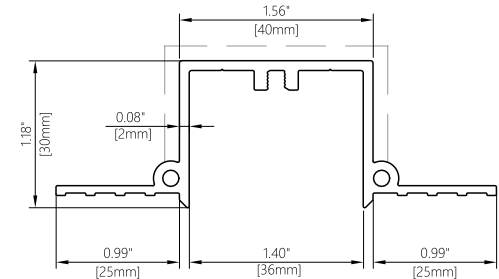
## Blindspace TrackTrim® R300

for recessed curved tracks with 11.82" [300mm] radius

TRACK CURVE SECTION R300

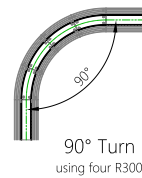


SECTION A-A

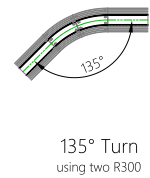


1'-1' full scale

EXAMPLE CURVES



90° Turn  
using four R300

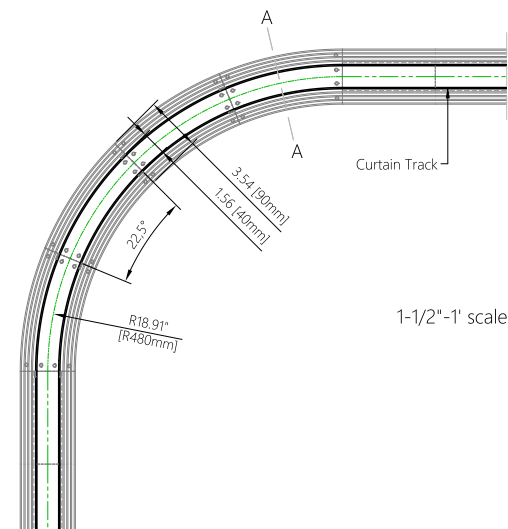


135° Turn  
using two R300

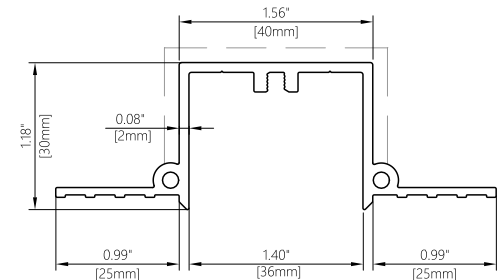
## Blindspace TrackTrim® R480

for recessed curved tracks with 18.91" [480mm] radius

TRACK CURVE SECTION R480

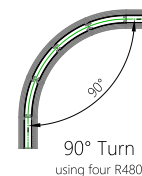


SECTION A-A

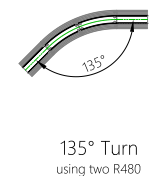


1'-1' full scale

EXAMPLE CURVES



90° Turn  
using four R480

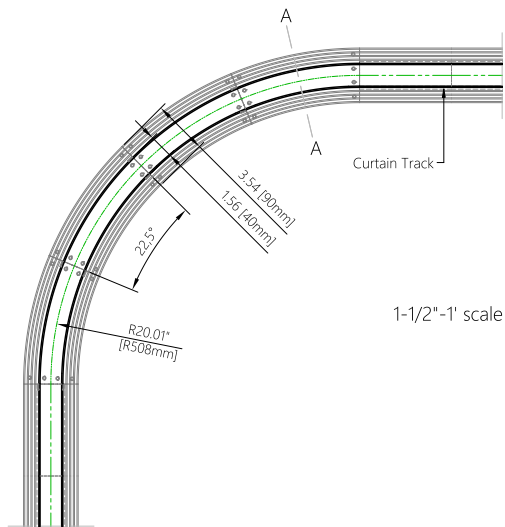


135° Turn  
using two R480

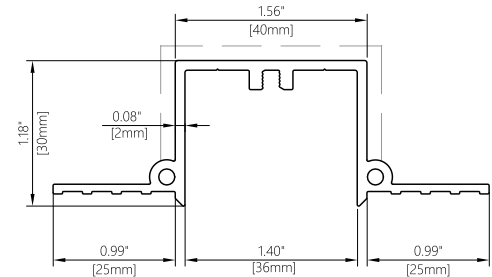
## Blindspace TrackTrim® R508

for recessed curved tracks with 20.0" [508mm] radius

TRACK CURVE SECTION R508

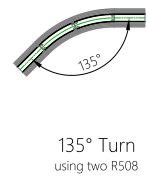
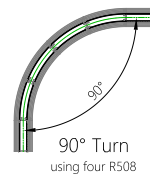


SECTION A-A



1'-1" full scale


EXAMPLE CURVES





## Standard S Series

Blindspace® S Series is a concealment box made to hide roller blinds with minimal visual impact. The box is installed during construction with the space accessible for blinds installation when the room is completed. It features the patented Blindspace® Safety Hinge that secures the cover in place and can be installed in any direction, allowing for side boxes to hide blind side channels or guide wires. Popular in floor-to-ceiling windows and sliding doors, S Series can be installed to future-proof buildings to have the option for later installation of concealed blinds.



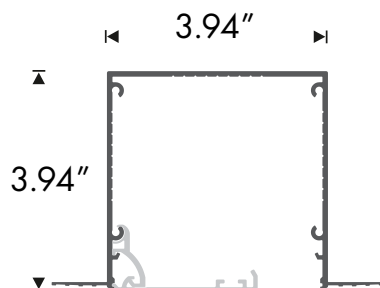
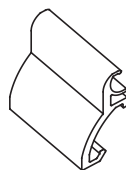
## **S SERIES TABLE OF CONTENTS**

S-Series S100x100 Overview .....	18
S-Series S100x100 Purchase as a bundle with pocket + closure + hinges.....	19
S-Series S100x100 Purchase components separately .....	20 - 21
S-Series S130x130 Overview .....	22
S-Series S130x130 Purchase as a bundle with pocket + closure + hinges.....	23
S-Series S130x130 Purchase components separately .....	24 - 25
S-Series Corner Fabrication .....	26 - 27



**S SERIES S100x100 Pocket**

S100x100 Pocket (exact 100mm x 100mm)

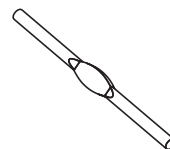
**Accessories**

Clip-on Hinge

12

recommended

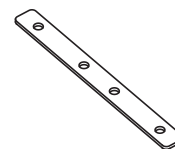
Clip-on Hinge to connect boxes and cover flaps.



Splice Pin

4 required per  
splice location

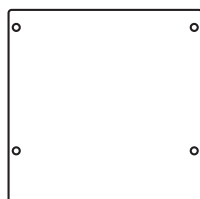
Splice Pin to align and connect multiple boxes.



Splice Plate


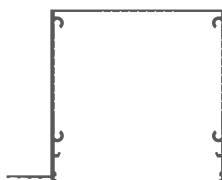
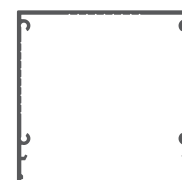
1 required per  
splice location

Splice Plate to align multiple cover flaps.

**End Caps**


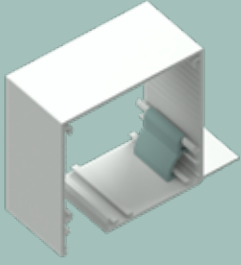


SEC100x100

2.5" Closure (65mm) recommended.

Other sizes available. [See page 20](#)**S-Series Profiles****SS** - Skim Coat Flanges on both sides  
EXAMPLE: S100x100SS**SN** - Skim Coat Flange on one side  
EXAMPLE: S100x100SN**NN** - No Flange  
EXAMPLE: S100x100NN








## S SERIES 100x100 Pocket

### Includes Pocket, Closure and Hinges

Item Description	SKU	Unit of Measure	List Price	
Includes: S100x100SS Pocket with TWO Skim Coat Flange Pocket + 65mm Closure + Hinges	S100x100SS-BNDL-FT	Custom Size Per Foot	\$106.00	
	S100x100SS-BNDL-EA	1 Full Length 144"	\$1,124.00	
	S100x100SS-BNDL-PK	2 Full Lengths 144" each	\$1,953.00	
Includes: S100x100NS Pocket with ONE Skim Coat Flange Pocket + 65mm Closure + Hinges	S100x100NS-BNDL-FT	Custom Size Per Foot	\$106.00	
	S100x100NS-BNDL-EA	1 Full Length 144"	\$1,124.00	
	S100x100NS-BNDL-PK	2 Full Lengths 144" each	\$1,953.00	
Includes: S100x100NN Pocket with No Skim Coat Flange Pocket + 65mm Closure + Hinges	S100x100NN-BNDL-FT	Custom Size Per Foot	\$106.00	
	S100x100NN-BNDL-EA	1 Full Length 144"	\$1,124.00	
	S100x100NN-BNDL-PK	2 Full Lengths 144" each	\$1,953.00	
Splice pin to align pockets & TrackTrim tracks	SPL1-EA	Piece	\$8.37	
4 splice pins needed per splice location	SPL1-PK	Pack 12 pieces	\$100.44	
CUT FEE For ONE Full Length of Pocket + Closure  Window Modes will cut a 144" piece to help avoid oversized shipped charges. Location of cut must be provided.  A pack of two full lengths will require TWO Cut Fees		Per Cut	\$90.00	










## S SERIES S100x100 Pocket

### All Components Sold Separately

Item Description	SKU	Unit of Measure	List Price	
S100x100SS Pocket with TWO Skim Coat Flanges	S100x100SS-FT	Custom Size Per Foot	\$61.00	
	S100x100SS-EA	1 Full Length 144"	\$648.00	
	S100x100SS-PK	2 Full Lengths 144" each	\$1,120.00	
S100x100NS Pocket with ONE Skim Coat Flanges	S100x100NS-FT	Custom Size Per Foot	\$61.00	
	S100x100NS-EA	1 Full Length 144"	\$648.00	
	S100x100NS-PK	2 Full Lengths 144" each	\$1,120.00	
S100x100NN Pocket with No Skim Coat Flanges	S100x100NN-FT	Custom Size Per Foot	\$61.00	
	S100x100NN-EA	1 Full Length 144"	\$648.00	
	S100x100NN-PK	2 Full Lengths 144" each	\$1,120.00	
2.5" Closure (65mm) Recommended with S100x100 pocket	C65-FT	Custom Size Per Foot	\$41.00	
	C65-EA	1 Full Length 144"	\$432.00	
	C65-PK	2 Full Lengths 144" each	\$745.00	
3" Closure (75mm)	C75-FT	Custom Size Per Foot	\$46.00	
	C75-EA	1 Full Length 144"	\$482.00	
	C75-PK	2 Full Lengths 144" each	\$838.00	
3.35" Closure (85mm)	C85-FT	Custom Size Per Foot	\$49.00	
	C85-EA	1 Full Length 144"	\$520.00	
	C85-PK	2 Full Lengths 144" each	\$904.00	
3.75" Closure (95mm)	C95-FT	Custom Size Per Foot	\$53.00	
	C95-EA	1 Full Length 144"	\$559.00	
	C95-PK	2 Full Lengths 144" each	\$971.00	

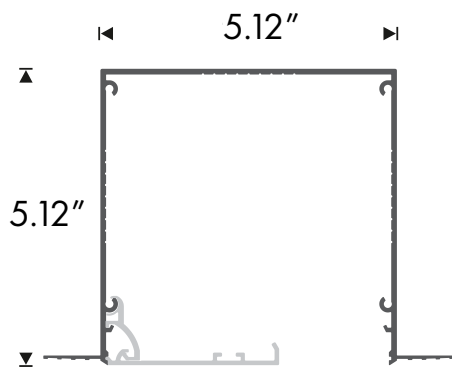
# S SERIES S100x100 Pocket

## All Components Sold Separately

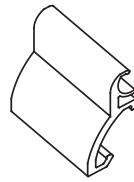
Item Description	SKU	Unit of Measure	List Price	
End Cap for S100x100 Pocket	SEC100x100-EA	Piece	\$33.95	
	SEC100x100-PK	Pack 10 pieces	\$339.50	
Splice pin to align pockets & TrackTrim tracks  4 splice pins needed per splice location	SPL1-EA	Piece	\$8.37	
	SPL1-PK	Pack 12 Pieces	\$100.44	
Splice plate with screws to align cover plates 1 plate needed per splice location	SPLA1-EA	Piece	\$12.22	
	SPLA1-PK	Pack 10 pieces	\$122.20	
Grommet for Cable Entry	HG1-EA	Piece	\$3.00	
Cover Hinges Recommended every 12"	CH-EA	Piece	\$3.74	
	CH-12	Pack 12 pieces	\$44.83	
	CH-24	Pack 24 pieces	\$89.76	
Chain Guide 100  Not stocked - ships from overseas Expect longer lead times	CG100-EA	Piece	\$23.81	
Universal bracket 100 S SERIES (pair)  Not stocked - ships from overseas Expect longer lead times	UNI100	Pair	\$72.73	
Uno bracket 100 S SERIES (small twist plate + small swing + small rocket) (pair)  Not stocked - ships from overseas Expect longer lead times	UNO100	Pair	\$100.32	
Uno bracket R64 adapter (pair)  Not stocked - ships from overseas Expect longer lead times	UNOBR64	Pair	\$17.00	

## S SERIES S130x130 Pocket

5" x 5" Pocket (exact 130mm x 130mm)

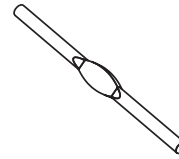


### Accessories



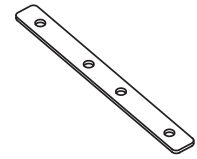
Clip-on Hinge  
12  
recommended

Clip-on Hinge to connect boxes and cover flaps.



Splice Pin  
4 required per  
splice location

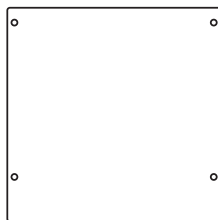
Splice Pin to align and connect multiple boxes.



Splice Plate  
1 required per  
splice location

Splice Plate to align multiple cover flaps.

### End Caps




SEC130x130

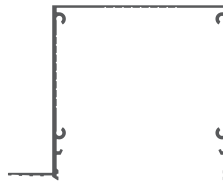
3.75" cover size.  
Other sizes available. [See page 24.](#)




### S-Series Profiles



**SS** - Skim Coat Flanges on both sides







**SN** - Skim Coat Flange on one side



**NN** - No Flange








## S SERIES 130x130 Pocket

### Includes Pocket, Closure and Hinges

Item Description	SKU	Unit of Measure	List Price	
Includes: S130x130SS Pocket with TWO Skim Coat Flange Pocket + 95mm Closure + Hinges	S130x130SS-BNDL-FT	Custom Size Per Foot	\$133.00	
	S130x130SS-BNDL-EA	1 Full Length 144"	\$1,412.00	
	S130x130SS-BNDL-PK	2 Full Lengths 144" each	\$2,454.00	
Includes: S130x130NS Pocket with ONE Skim Coat Flange Pocket + 95mm Closure + Hinges	S130x130NS-BNDL-FT	Custom Size Per Foot	\$133.00	
	S130x130NS-BNDL-EA	1 Full Length 144"	\$1,412.00	
	S130x130NS-BNDL-PK	2 Full Lengths 144" each	\$2,454.00	
Includes: S130x130NN Pocket with No Skim Coat Flange Pocket + 95mm Closure + Hinges	S130x130NN-BNDL-FT	Custom Size Per Foot	\$133.00	
	S130x130NN-BNDL-EA	1 Full Length 144"	\$1,412.00	
	S130x130NN-BNDL-PK	2 Full Lengths 144" each	\$2,454.00	
Splice pin to align pockets & TrackTrim tracks	SPL1-EA	Piece	\$8.37	
4 splice pins needed per splice location	SPL1-PK	Pack 12 pieces	\$100.44	
CUT FEE For ONE Full Length of Pocket + Closure  Window Modes will cut a 144" piece to help avoid oversized shipped charges. Location of cut should be provided  A pack of two full lengths will require TWO Cut Fees		Per Cut	\$90.00	










## S SERIES S130x130 Pocket

### All Components Are Sold Separately

Part Description	Sku	Unit of Measure	List Price	
S130x130SS Pocket with TWO Skim Coat Flange	S130x130SS-FT	Custom Size Per Foot	\$76.00	
	S130x130SS-EA	1 Full Length 144"	\$802.00	
	S130x130SS-PK	2 Full Lengths 144" each	\$1,394.00	
S130x130NS Pocket with ONE Skim Coat Flange	S130x130NS-FT	Custom Size Per Foot	\$76.00	
	S130x130NS-EA	1 Full Length 144"	\$802.00	
	S130x130NS-PK	2 Full Lengths 144" each	\$1,394.00	
S130x130NN Pocket with No Skim Coat Flange	S130x130NN-FT	Custom Size Per Foot	\$76.00	
	S130x130NN-EA	1 Full Length 144"	\$802.00	
	S130x130NN-PK	2 Full Lengths 144" each	\$1,394.00	
2.5" Closure (65mm) Recommended with S100x100 pocket	C65-FT	Custom Size Per Foot	\$41.00	
	C65-EA	1 Full Length 144"	\$432.00	
	C65-PK	2 Full Lengths 144" each	\$745.00	
3" Closure (75mm)	C75-FT	Custom Size Per Foot	\$41.00	
	C75-EA	1 Full Length 144"	\$432.00	
	C75-PK	2 Full Lengths 144" each	\$745.00	
3.35" Closure (85mm)	C85-FT	Custom Size Per Foot	\$41.00	
	C85-EA	1 Full Length 144"	\$432.00	
	C85-PK	2 Full Lengths 144" each	\$745.00	
3.75" Closure (95mm)	C95-FT	Custom Size Per Foot	\$41.00	
	C95-EA	1 Full Length 144"	\$432.00	
	C95-PK	2 Full Lengths 144" each	\$745.00	

## S SERIES S130x130 Pocket

### All Components Are Sold Separately



Part Description	Sku	Unit of Measure	List Price	
End Cap for S130 x 130 Pocket	SEC130x130-EA	Piece	\$42.72	
	SEC130x130-PK	Pack 10 pieces	\$427.20	
Splice pin to align pockets & TrackTrim tracks	SPLI1-EA	Piece	\$8.37	
4 Splice pins needed per splice location	SPLI1-PK	Pack 12 pieces	\$100.44	
Splice plate with screws to align cover plates 1 plate needed per splice location	SPLA1-EA	Piece	\$12.22	
	SPLA1-PK	Pack 10 pieces	\$122.20	
Grommet for Cable Entry	HG1-EA	Piece	\$3.00	
Cover Hinges Recommended every 12"	CH-EA	Piece	\$3.74	
	CH-12	Pack 12 pieces	\$44.83	
	CH-24	Pack 24 pieces	\$89.76	
Chain Guide 130 Not stocked - ships from overseas Expect longer lead times	CG130	Piece	\$28.54	
Universal Bracket 130 Series (pair) Not stocked - ships from overseas Expect longer lead times	UNI130	Pair	\$77.75	
Uno Bracket 130 S Series (large twist plate + large swing + large rocket) (pair) Not stocked - ships from overseas Expect longer lead times	UNO130	Pair	\$125.40	
Uno Bracket R100 adapter (pair) Not stocked - ships from overseas Expect longer lead times	UNOBR100	Pair	\$23.95	



## Corner Services for S Series Pockets with Outside Corner Application

Corner Location	Pocket Size	Sku #	List Price	
Outside Corner Shades will Face the Window Regular Roll Shades	100x100SS	OC-100SS-reg	<b>\$230 Per Corner Piece</b>  12" of Pocket Per Side  All Corners Are 90 Degrees	Image Coming Soon
	130x130SS	OC-130SS-reg		Image Coming Soon
Outside Corner Shades will Face the Room Reverse Roll Shades	100x100SS	OC-100SS-rev		Image Coming Soon
	130x130SS	OC-130SS-rev		Image Coming Soon
Outside Corner Shades will Face the Window Regular Roll Shades	100x100NN	OC-100NN-reg		Image Coming Soon
	130x130NN	OC-130NN-reg		Image Coming Soon
Outside Corner Shades will Face the Room Reverse Roll Shades	100x100NN	OC-100NN-rev		Image Coming Soon
	130x130NN	OC-130NN-rev		Image Coming Soon
Outside Corner Shades will Face the Window FLANGE TO THE ROOM Regular Roll Shades	100x100NS	OC-100NS-reg-flrm		
	130x130NS	OC-130NS-reg-flrm		
Outside Corner Shades will Face the Room FLANGE TO THE ROOM Reverse Roll Shades	100x100NS	OC-100NS-rev-flrm		
	130x130NS	OC-130NS-rev-flrm		
Outside Corner Shades will Face the Window FLANGE TO THE WINDOW Regular Roll Shades	100x100NS	OC-100NS-reg-flwin		Image Coming Soon
	130x130NS	OC-130NS-reg-flwin		
Outside Corner Shades will Face the Room FLANGE TO THE WINDOW Reverse Roll Shades	100x100NS	OC-100NS-rev-flwin		Image Coming Soon
	130x130NS	OC-100NS-rev-flwin		

## Corner Services for S Series Pockets with Inside Corner Application

Corner Location	Pocket Size	Sku #	List Price	
Inside Corner Shades will Face the Window Regular Roll Shades	100x100SS	IC-100SS-reg	<b>\$230</b> <b>Per Corner</b> <b>Piece</b>  12" of Pocket Per Side  All Corners Are 90 Degrees	Image Coming Soon
	130x130SS	IC-130SS-reg		Image Coming Soon
Inside Corner Shades will Face the Room Reverse Roll Shades	100x100SS	IC-100SS-rev		Image Coming Soon
	130x130SS	IC-130SS-rev		Image Coming Soon
Inside Corner Shades will Face the Window Regular Roll Shades	100x100NN	IC-100NN-reg		Image Coming Soon
	130x130NN	IC-130NN-reg		Image Coming Soon
Inside Corner Shades will Face the Room Reverse Roll Shades	100x100NN	IC-100NN-rev		Image Coming Soon
	130x130NN	IC-130NN-rev		Image Coming Soon
Inside Corner Shades will Face the Window FLANGE TO THE ROOM Regular Roll Shades	100x100NS	IC-100NS-reg-flrm		
	130x130NS	IC-130NS-reg-flrm		
Inside Corner Shades will Face the Room FLANGE TO THE ROOM Reverse Roll Shades	100x100NS	IC-100NS-rev-flrm		
	130x130NS	IC-130NS-rev-flrm		
Inside Corner Shades will Face the Window FLANGE TO THE WINDOW Regular Roll Shades	100x100NS	IC-100NS-reg-flwin		Image Coming Soon
	130x130NS	IC-130NS-reg-flwin		
Inside Corner Shades will Face the Room FLANGE TO THE WINDOW Reverse Roll Shades	100x100NS	IC-100NS-rev-flwin		Image Coming Soon
	130x130NS	IC-130NS-rev-flwin		

## Corner Services for Closures with Outside or Inside Corner Applications

Closure Size	Corner Type	Sku #	List Price
<b>C65</b>  Shades will Face The Window (Regular Roll Shades)	Inside	IC-65-reg	<b>\$120 Per Corner Piece</b>  12" of Pocket Per Side  All Corners Are 90 Degrees
	Outside	OC-65-reg	
<b>C65</b>  Shades will Face the Room (Reverse Roll Shades)	Inside	IC-65-rev	
	Outside	OC-65-rev	
<b>C75</b>  Shades will Face The Window (Regular Roll Shades)	Inside	IC-75-reg	
	Outside	OC-75-reg	
<b>C75</b>  Shades will Face The Room (Reverse Roll Shades)	Inside	IC-75-rev	
	Outside	OC-75-rev	
<b>C85</b>  Shades will Face The Window (Regular Roll Shades)	Inside	IC-85-reg	
	Outside	OC-85-reg	
<b>C85</b>  Shades will Face The Room (Reverse Roll Shades)	Inside	IC-85-rev	
	Outside	OC-85-rev	
<b>C95</b>  Shades will Face The Window (Regular Roll Shades)	Inside	IC-95-reg	
	Outside	OC-95-reg	
<b>C95</b>  Shades will FaceThe Room (Reverse Roll Shades)	Inside	IC-95-rev	
	Outside	IC-95-rev	



**For Questions or to Place Orders:**  
[blindspace@windowmodes.com](mailto:blindspace@windowmodes.com)



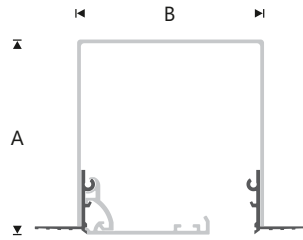
## DESIGNED TO DISAPPEAR

Blindspace® C Series boxes can be made to any size, to conceal all types of blinds, achieving minimal visual impact.

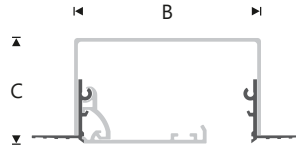
The box is installed during construction with the space accessible for blind installation once the room is completed.

It features the patented Blindspace® Safety Hinge that secures the cover in place and can be installed in any direction, together with side boxes to hide blind side channels and/or guide wires. Custom C Series boxes are used for very large blinds, double blinds, gable blinds and skylight blinds. C Series boxes can also be installed to future-proof buildings to have the option to install concealed blinds later.

### Custom Head Box



### Custom Side Box



### Accessories



Clip-on Hinge      Splice Pin      Splice Plate

Clip-on Hinge to connect boxes and cover flaps.  
Splice Pin to align and connect multiple boxes.  
Splice Plate to align multiple cover flaps.

### Box Corners



**S** - Skim coat flange.



**U** - Upstand flange.

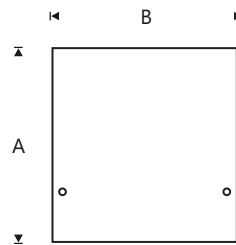


**N** - No flange.

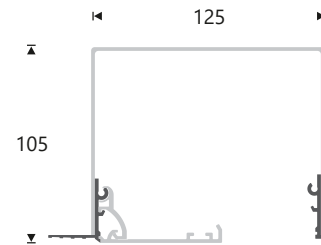
### Cover Flaps



### Custom End Cap



### Example C125x105SN Headbox



### Manufacturer

Blindspace for Window Modes

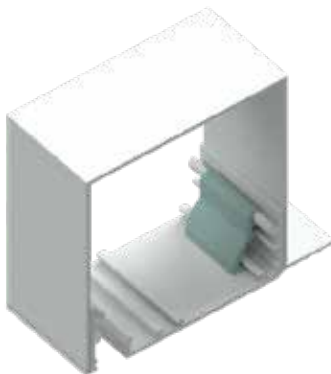
### Description

Concealment system to hide roller blinds or to future-proof windows for installation of blinds, with safety hinge that secures the cover in place.

### Material & Finish

Aluminium, EN 6063 T6  
Powder coated white RAL9016, 30% gloss  
Powder coated to specific RAL colour  
Raw aluminium

### FEATURES



#### Seamless appearance after painting

Plaster is feathered over skim coat flanges to hide the box leaving only a thin hairline between the ceiling and the Blindspace® cover.

#### Cover painted to match window or ceiling

The cover can be provided in specific RAL colour or painted at site with primer and emulsion paint, to match window or ceiling.

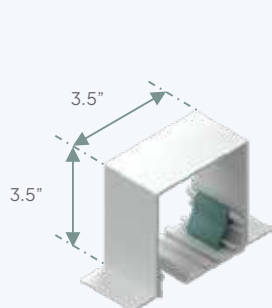
#### Safety hinge securing the cover in place

The safety hinge can be installed on either side of the box and ensure that the cover is not falling to the floor if accidentally opened.

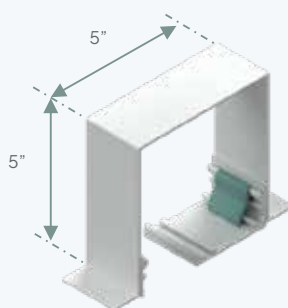
#### Cut to finished length, maximum 6m

Blindspace boxes and covers are supplied by manufacturer cut to finished length or in 3m or 6m lengths. Splice pins and plates are supplied to align multiple boxes and covers.

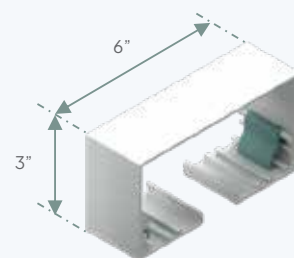
**Example Sizes:**



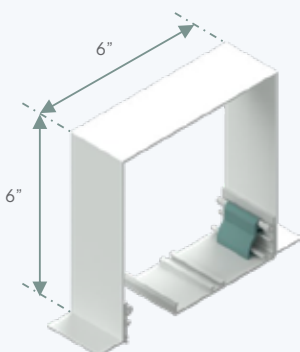
**C3.5x3.5SS**



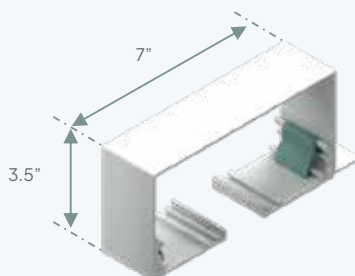
**C5x5SS**



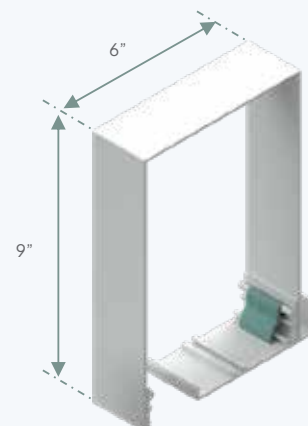
**C6x3NN**



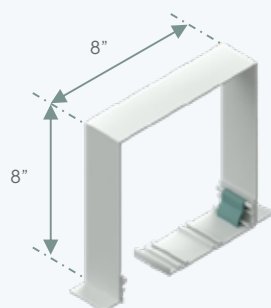
**C6x6SS**



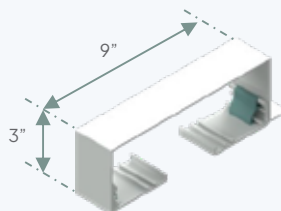
**C7x3.5NS**



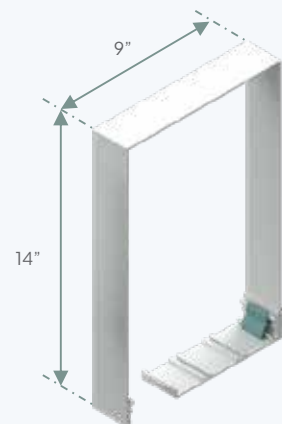
**C6x9NU**



**C8x8SS**



**C9x3NS**



**C9x14NU**



**C115**  
ARTICLE: 86011-12  
PRODUCT INFO:  
Cover 115mm




**C125**  
ARTICLE: 86012-12  
PRODUCT INFO:  
Cover 125mm

**C SERIES Pocket****All Components Are Sold Separately**

<b>Part Description (Depth x Height)</b>	<b>Sku</b>	<b>List Price Per Foot</b>
3.5 x 3'' Side Box For 2.5 inch side channels	C3.5x3	\$95.23
3.5 x 3.5'' Pocket	C3.5x3.5	\$95.23
4 x 3'' Side Box For 2.5 inch side channels	C4x3	\$95.23
4 x 4'' Pocket	C4x4	\$95.23
5 x 3'' Side Box For 2.5 inch side channels	C5x3	\$98.05
5 x 5'' Pocket	C5x5	\$115.43
6 x 3'' Side Box For 2.5 inch side channels	C6x3	\$99.33
6 x 6'' Pocket	C6x6	\$128.28
6 x 9'' Pocket, Dual Bracket	C6x9	\$153.11
7 x 3'' Side Box For 2.5 inch side channels	C7x3	\$113.42
7 x 3.5'' Pocket, Dual Side-by-Side	C7x3.5	\$120.63
7 x 11'' Pocket, Dual Bracket	C7x11	\$189.66
8 x 3'' Side Box For 2.5 inch side channels	C8x3	\$122.04
8 x 4'' Pocket, Dual Side-by-Side	C8x4	\$155.68
8 x 8'' Pocket	C8x8	\$168.18
9 x 3'' Side Box For 2.5 inch side channels	C9x3	\$128.93
9 x 14'' Pocket	C9x14	\$245.98
10 x 3'' Side Box For 2.5 inch side channels	C10x3	\$132.91
10 x 5'' Pocket, Dual Side-by-Side	C10x5	\$188.14
15 x 3'' Side Box For 2.5 inch side channels	C15x3	\$134.62
15 x 8'' Pocket, Dual Side-by-Side	C15x8	\$245.98
Cover 115mm	C115	\$40.88
Cover 125mm	C125	\$43.91
Cover 150mm	C150	\$52.92
Cover 200mm	C200	\$60.79



## Add-Ons for C - Series and Custom Pockets

Product Description	Sku	Unit of Measure	List Price	
Wall mount for installation without Pocket	Wall Mount-FT	Custom Size Per Foot	\$6.50	
	Wall Mount-EA	1 Full Length 144"	\$59.00	
	Wall Mount-PK	2 Full Lengths 144" each	\$118.00	
Double Sided Tape to secure Flange to C Series or in house pockets	C TAPE RAW-FT	Custom Size Per Foot	\$4.50	
	C TAPE RAW-ROLL	Full Roll	\$480	
Cover Hinge for Heavy Duty Applications Recommended for closures 115mm or greater	CHH-EA	Piece	\$3.75	
	CHH-12	Pack 12 pieces	\$45.00	
	CHH-24	Pack 24 pieces	\$90.00	

BL'NDSPACE®  
— FOR —  
window*modes*

**For Questions or to Place Orders:**  
[blindspace@windowmodes.com](mailto:blindspace@windowmodes.com)