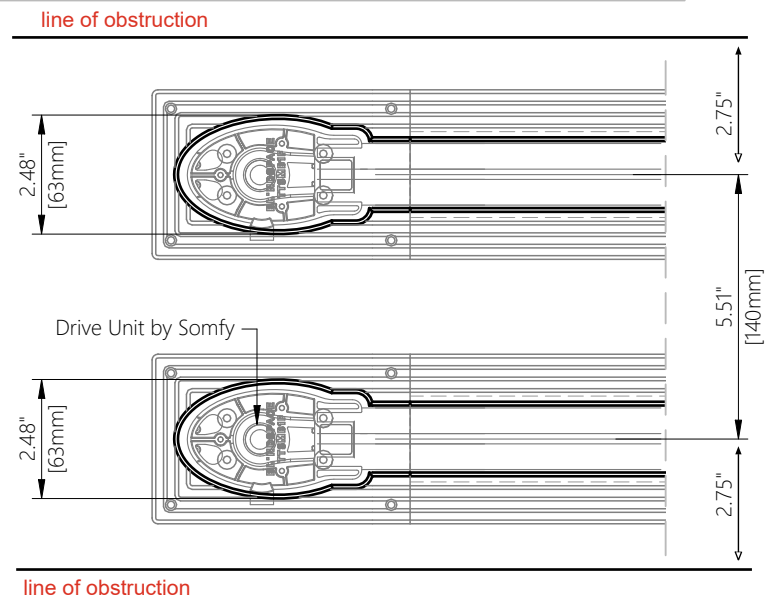
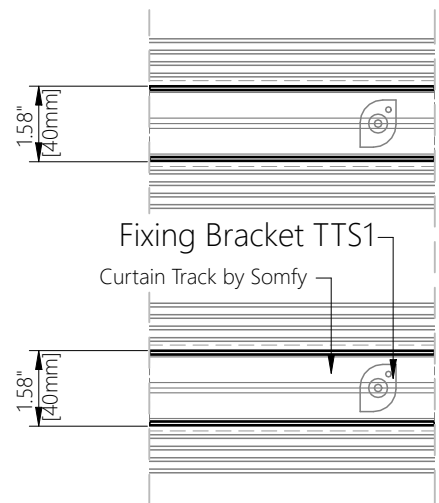


Blindspace TrackTrim®
for SOMFY Dual Curtain Tracks 5.51" [140mm] distance

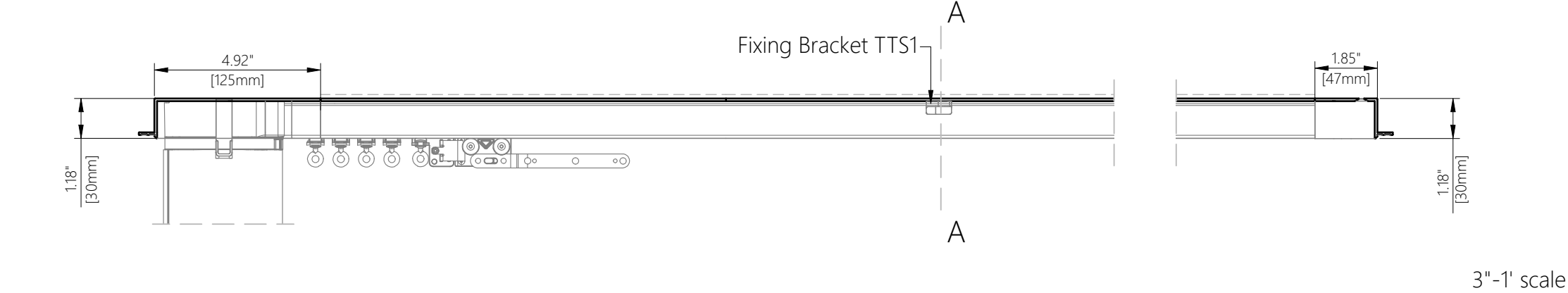
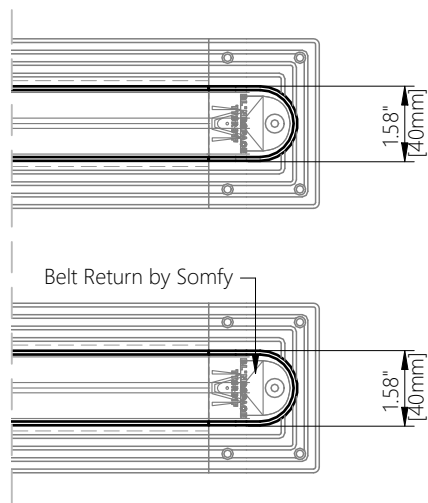
MOTOR BOX TTSMB1F



TRACK PROFILE TT1F/TT2F

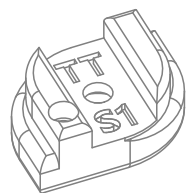


RETURN BOX TTSRB1F



FIXING BRACKET

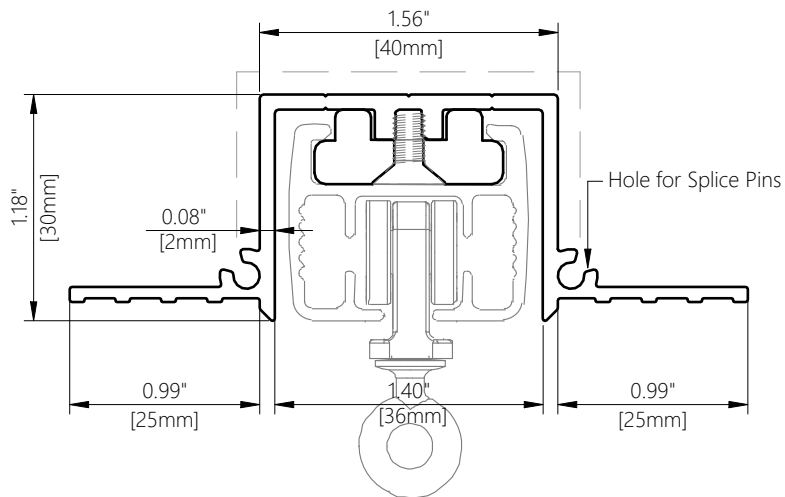
TTS1 - Fixing Bracket



Fixing Bracket for drapery track
can be used with both types
TT1F & TT2F of TrackTrim profiles.

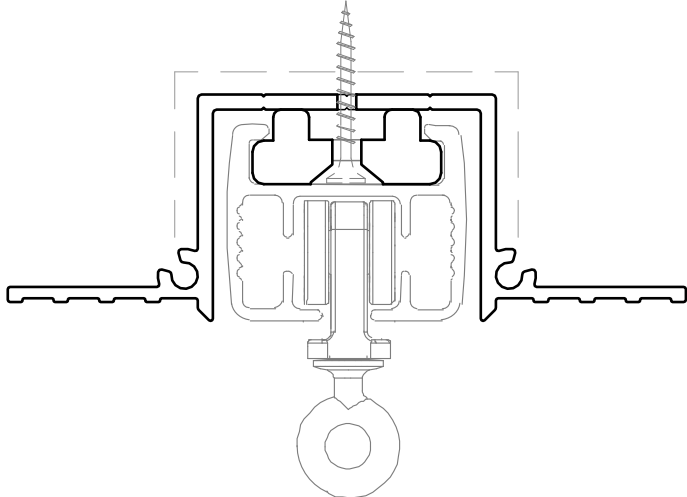
SECTION A-A TT1F PROFILE

TT1F – Track with Screw Channel, possible Screw-Through Fixing



SECTION A-A TT2F PROFILE (OPTIONAL)

TT2F – Track for Screw-Through Fixing



1"-1' scale full scale

Product	Blindspace TrackTrim
Description	Recessed profiles to house curtain tracks.
Curtain size	Please see size chart and supplier details for curtain such as max. length and weight.
Finishes	White to be plastered in and decorated at site to match ceiling.
Material	Track EN 6063 T6, End set PLA Thermoplastic Polyester
Optional accessories	Curve Sections for bent tracks Long Splice Pins for joining
Track length	6'-74" [2000mm] Cut to size for shorter lengths. Spliced together for longer lengths.
Installation	Please refer to Sample Installation Drawings available both in PDF and DWG at blindspace.com Tracks to be fixed with countersunk screws every 7.87" [200mm] through back (and both flanges when available) into appropriate backing. Scrim tape to be used on flanges. Finished plaster level to be flush with chamfered edge. Allow 0.12" [3mm] recess space for ease of installation, shown in dash line around tracks
Print date	2023/06/26
Page size	ISO A3 420x297
Print file	blindspace tracktrim with somfy dual 140mm [inch].dwg